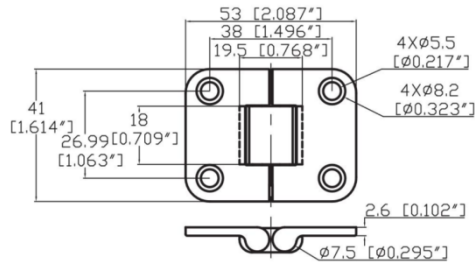


GM-DH Stainless Steel 316 Drop Hinge

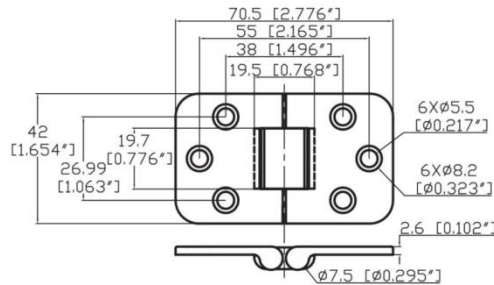
Material

- Stainless steel 316

Cast Options

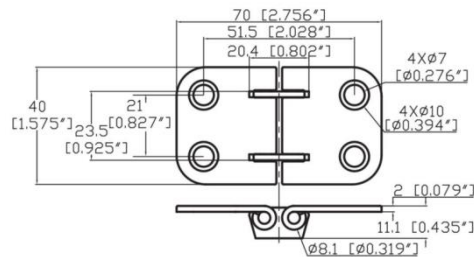


Part No.	Dimensions	Screw Size
GM-DH-J022205	41 x 53	#8 or M4

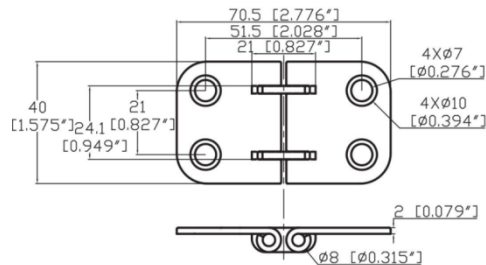


Part No.	Dimensions	Screw Size
GM-DH-I631409	42 x 70.5	#8 or M4

Stamped Options



Part No.	Dimensions	Screw Size
GM-DH-J424843	40 x 70	#10 or M5



Part No.	Dimensions	Screw Size
GM-DH-J424844	40 x 70.5	#10 or M4